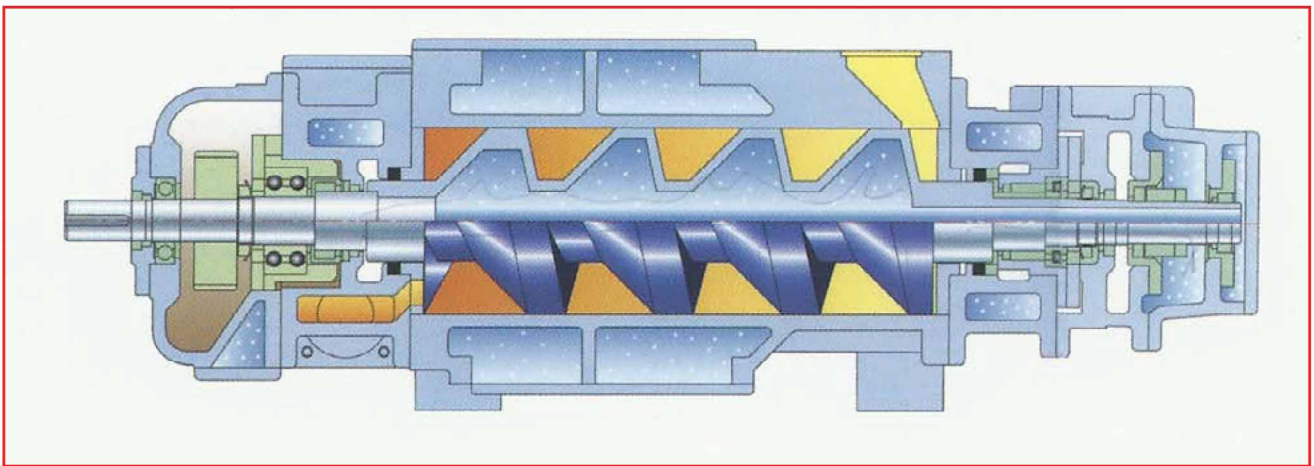
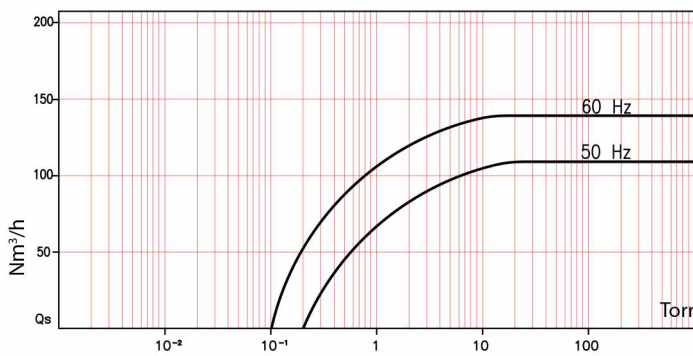


Pompa a vite a secco Saturno

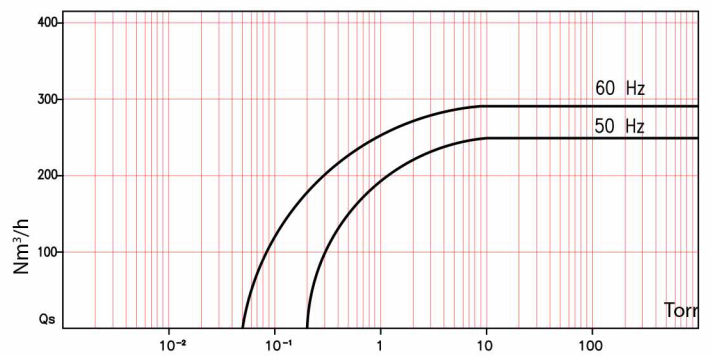
Oilless screw pump Saturno



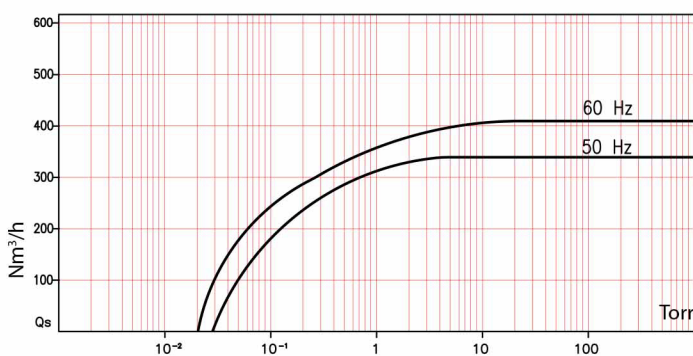
Saturno 150



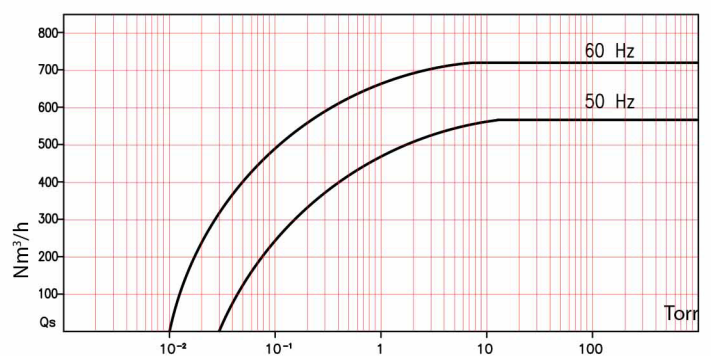
Saturno 350

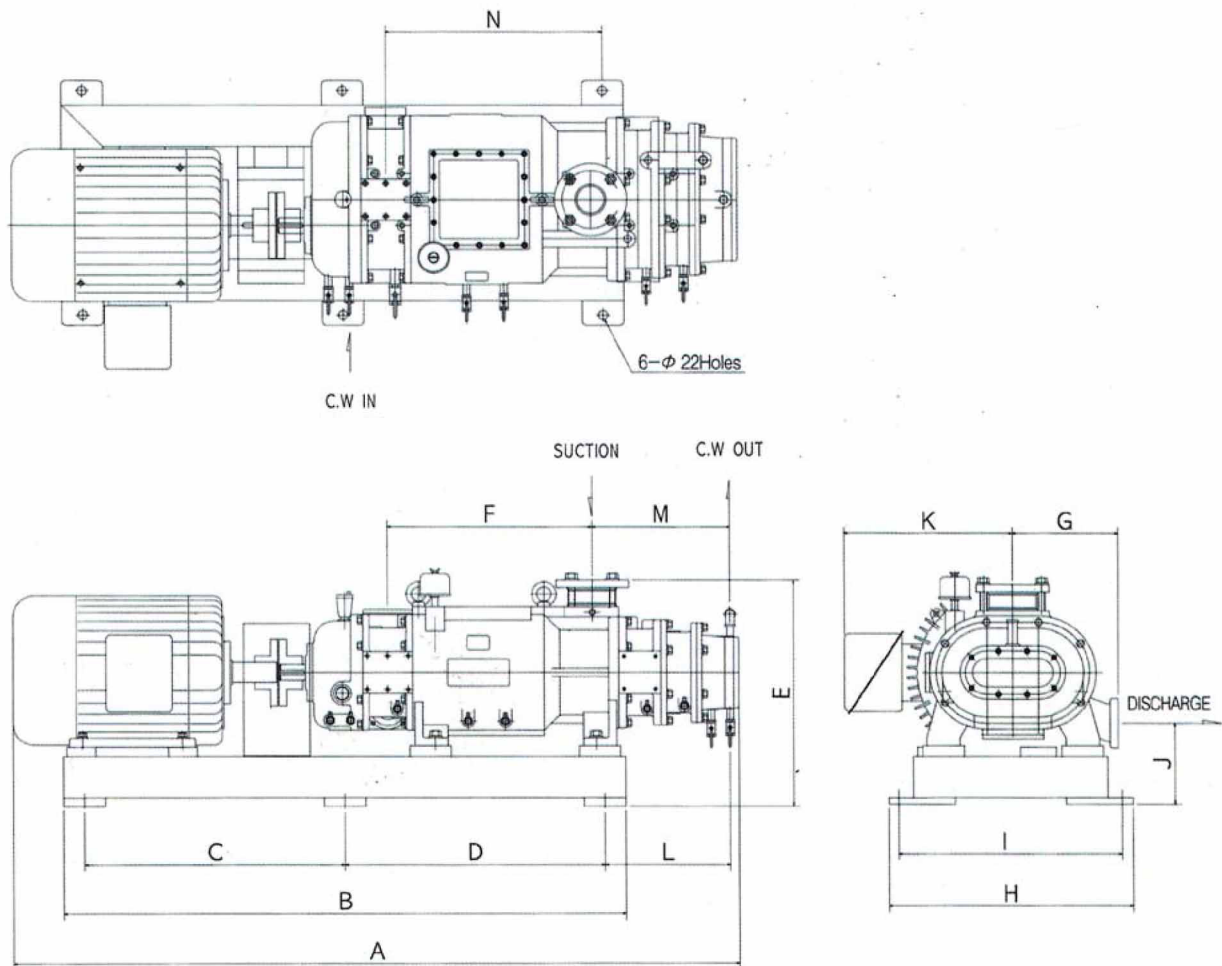


Saturno 450



Saturno 800





			Tipo di pompa/Frequenza Pump type/Frequency							
			Sat. 150 50Hz	Sat. 150 60Hz	Sat. 350 50Hz	Sat. 350 60Hz	Sat. 450 50Hz	Sat. 450 60Hz	Sat. 800 50Hz	Sat. 800 60Hz
Portata nominale	<i>Displacement</i>	Nm ³ /h	135	165	280	345	390	480	720	840
Vuoto finale	<i>Ultimate vacuum</i>	Torr	0,2	0,1	0,2	0,05	0,03	0,02	0,03	0,01
Potenza motore	<i>Motor power</i>	kW	5,5	7,5	11	15	15	18,5	22	30
Velocità di rotazione	<i>R.P.M.</i>	g/1'	2900	3550	2900	3550	2900	3550	2900	3550
Attacco aspirazione	<i>Inlet connection</i>	ANSI	40	40	50	50	65	65	100	100
Attacco scarico	<i>Outlet connection</i>	ANSI	40	40	40	40	50	50	65	65
Acqua di raffreddamento	<i>Cooling water</i>	l/1'	12	12	14	14	16	16	20	20
Peso	<i>Weight</i>	Kg	210	210	310	310	400	400	600	600

Modello Model	Dimensioni (mm) Dimension (mm)															
	A	B	C	D	E	F	G	H	I	J	K	L	M	N	SUC.	DIS.
SATURNO 150	1385	1030	485	485	476	378	197	495	435	200	261	261	295	495	40	40
350	1653	1320	630	630	512	449	220	570	510	200	318	290	335	591	50	40
450	1749	1360	650	650	535	496	253	586	536	200	324	283	335	663	65	50
800	1982	1500	700	700	635	500	301	760	680	230	369	365	428	677	100	65